

Wednesday,
28th June,
2023

ACP TODAY

Issue #10

Latest news and bulletin updates

What's been going on in June

It's been the hottest recorded June since 1884, the Met Office has confirmed. Temperatures have reached up to 30 degrees here at Attlebridge.

Once temperatures reach 35 degrees it's recommended not to produce and cast concrete as these higher temperatures can affect its durability and strength.

Thankfully, we were able to keep casting and keep the products rolling.

Last months newsletter mentioned a project we were working on for surrounds for a church window. These are now finished and the client has asked us to look into making a bespoke cross for them.

We look forward to sharing more on this with you next month!


On a last note, we can't let the month pass without mentioning that our Office Administrator, Emma, celebrated her first wedding anniversary on the 3rd June!!




Additions to New Premier Range

With the success of our 600 x 900 range of porcelain, we have now introduced two more porcelain products.

To compliment the 600 x 900 range, we now offer a 600 x 200 border tile. This is available in Cathedral Anthracite and Himalayan White, and is a perfect way to finish off your patio.



If you prefer a square patio tile, we now offer a 600 x 600 porcelain tile. This comes in three colours; Beige, Grey and Dark.



For prices and availability, please call the office on 01603 860852. Or, pop in and see us and have a look around our showroom.

Pre-Cast Window Cills

Important for both structural and aesthetic reasons, a precast concrete window cill keeps rainwater away from the window frame and also supports the window. Cills will be sloped so water is directed away from the window, and will also have a drip channel on the underside to prevent water from running down the wall of the building.

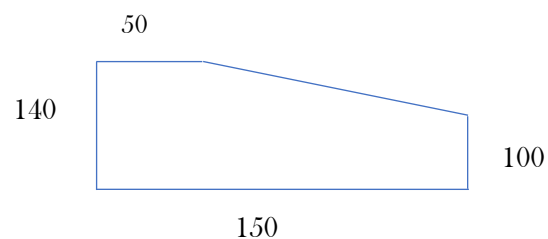
Stooled and Non Stooled Window Cill

A stooled window cill is used when the building has an exposed brickwork finish. Stooling enables the brickwork to sit flush on the cill. For most other finishes a non stooled cill would be used and this will generally extend beyond the window opening.

Here at Attlebridge we produce a wide range of cills. We offer a standard 140 x 150 profile, but also make bespoke cills to your exact specification.



Stooled Window Cill



Side Profile of Standard Cill - Stooled Cill would have 100mm stooling each end.